

HOW TO CREATE YOUR MIDLAND TITLE ACCOUNT

One secure place to see & share everything related to the closing process.

1

Click on "Create your Account" in any of your update emails.

2

Click on "Create Account."

3

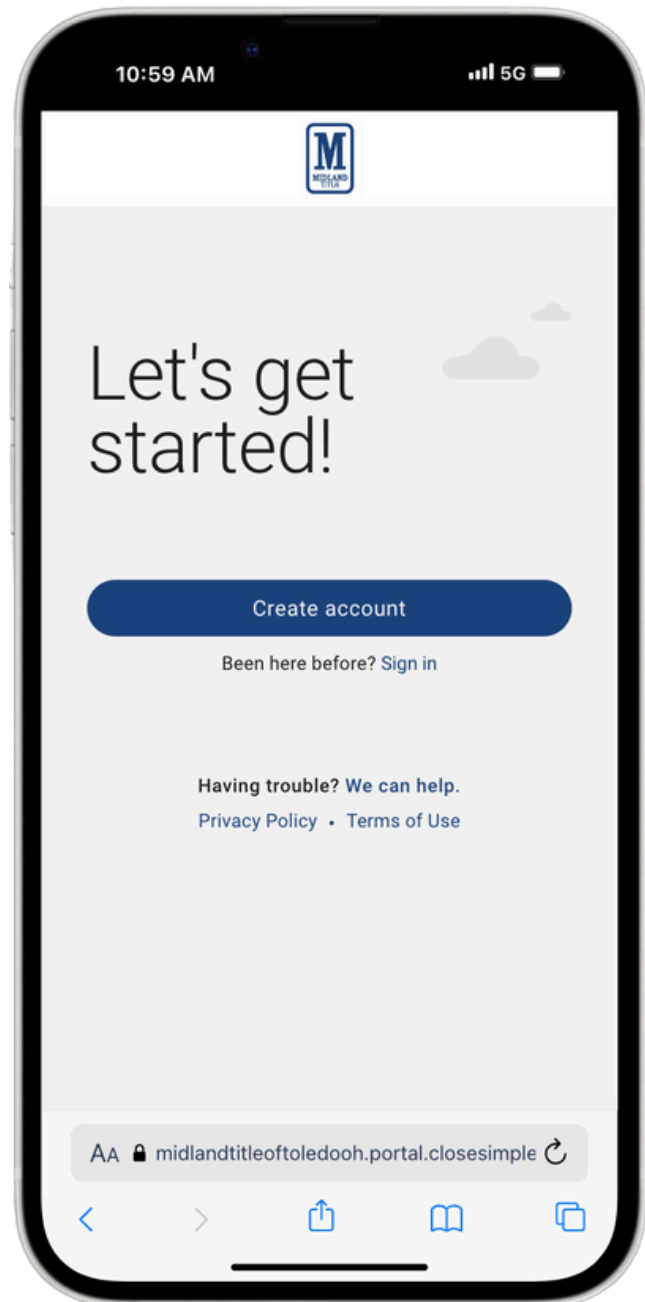
Submit your email (same email where you received your closing updates).

4

Click the link in the invite email you receive to finish creating your account.

5

Enter your email & create password (enable facial recognition or fingerprint login).

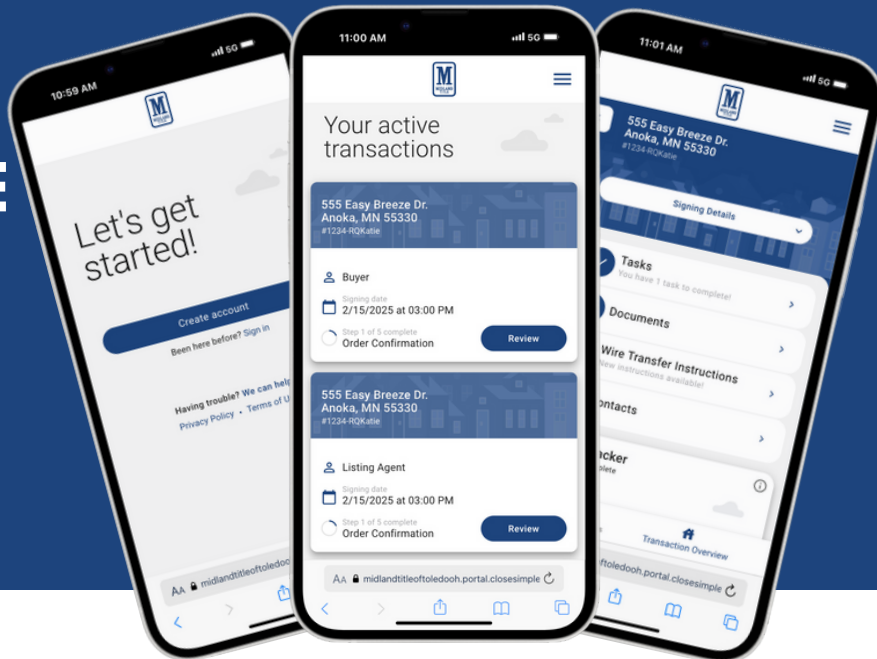


Please Note: You will only need to register your email address once. Any additional transactions will be automatically added to your portal.




HOW TO ADD MIDLAND TITLE TO YOUR IPHONE OR ANDROID PHONE HOME SCREEN

Step-by-Step Guide



iPhone/iPad

1. Open Safari. Other browsers, such as Chrome, won't work for this.
2. Navigate to the website you want to save to your home screen by entering the URL of the website you want to create a shortcut to. Make sure you visit the exact page you want to open through the shortcut. Tap "Go."
3. Tap the Share button on the bottom of the page. It looks like a square with an arrow pointing out of the top.
4. In the list of options that appear, scroll down until you see Add to Home Screen. Tap this. The Add to Home Screen dialog box will appear.
5. Choose a name for the website shortcut on your home screen. You'll see the link so you can confirm it, as well as the site's favicon that will appear as the "app" icon on your home screen. Click Add when you're done. Safari will close automatically and you will be taken to where the icon is located on your iPhone's or iPad's home screen.
6. Now just tap the new "app" or shortcut on your home screen, and it will open the website in its own navigation window, independent of what you have open in Safari.
7. Note: If you ever decide you want to remove the website shortcut, you can delete it just like you would any other app on your phone.



Android

1. Open Chrome.
2. Navigate to the website or web page you want to pin to your home screen.
3. Tap the menu icon (3 dots in upper right-hand corner) and tap Add to homescreen.
4. Choose a name for the website shortcut, then Chrome will add it to your home screen.

